



LGP65/66 SERIES WATERPROOF WALL-MOUNT FIBER ENCLOSURE

Features

- Two deckers in one box with single doors, lower decker for splicing while the upper flip out type decker for patching
- Very Compact, Light weight, Ruggedized and durable construction
- Modular Splice Tray, 6 adaptors per panel for FC/SC/ST/LC adaptors
- Maximum 24 ports for SC/ST/FC and 48 ports for LC
- Convenient access for installation, maintenance and termination
- Waterproof design to meet the requirements of indoor and outdoor harsh environment
- Ingress Protection: IP 65 / 66
- Cold-roll steel sheets 1.5mm or 316 stainless steel 1.5mm
- Comply with TIA / EIA 568D(2018), Bellcore GR-326, IEC60874-10, Telcordia, JIS, IP65/66 compliance

Specifications

Parameter	LGP 1	LGP 2
No. of Cable Entry Ports	2	4
No. of Adaptor Plates (Max.)	1	2
No. of Ports (Max.)	≤(32 LC type)	≤(64 LC type)
No. of Splice Tray (Max.)	2	2
Material	Cold Rolled Steel:1.5mm / 316 stainless steel 1.5mm	Cold Rolled Steel:1.5mm / 316 stainless steel 1.5mm
Color	Beige	Beige
Dimension (Height)	250mm	250mm
(width)	250mm	250mm
(Depth)	100mm	125mm
Weight (Net)	2.8kg	3.1kg

Product Gallery

12 Ports



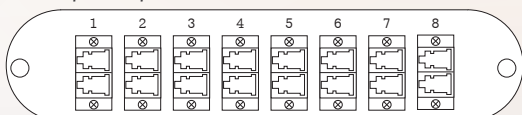
24 Ports



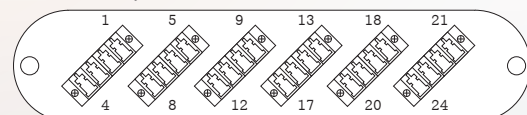
Adaptor Plate

- LC port

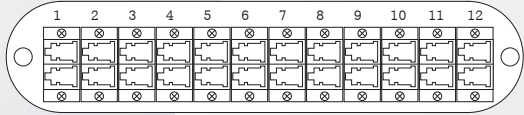
LC Duplex (16ports)



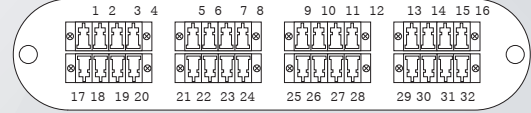
LC Quad (24ports)



LC Duplex (24ports)

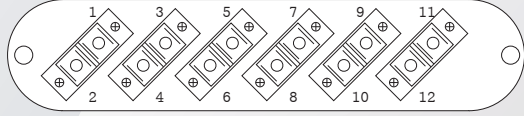


LC Quad (32ports)

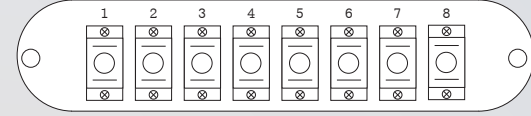


• SC port

SC Duplex (12ports)

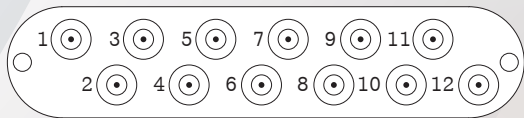


SC Simplex (8ports)

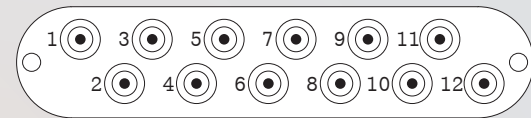


• Others port

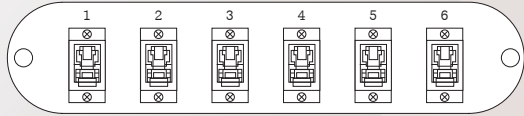
ST Simplex (12ports)



FC Simplex (12ports)



E2000 (6ports)



Blank Plate



• Examples

LC Duplex (32ports)



LC Duplex (48ports)



LC Quad (48ports)



LC Quad (64ports)



Ordering Information

PN	Boby Type	IP Rating	Number of Port	Types of Adapter	Mode Type	Material
LGP	1 2	65 - IP 65 66 - IP 66	12 - 12 port 24 - 24 port 36* - 36 port 48* - 48 port 64* - 64 port	FC - FC adapter SC - SC adapter ST - ST adapter LC - LC adapter MTRJ - MTRJ adapter	S - Singlemode/UPC A - Singlemode/APC M - Mutlimode 3 - OM3 Aqua 4 - OM4	C - cold roll steel 1.5mm B - BS316 1.5mm stainless steel

L G P 1 6 5 1 2 F C S C

*Ordering code example

*For LC only