

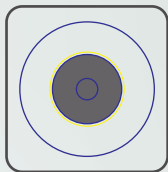
## LC SWITCHABLE UNIBOOT PATCHCORD

Lightem Uniboot connector is developed for fulfilling the latest application scenario at where limited space is available and changing polarization is required. 3mm dual fiber cable achieves less space and easy cable management. No specific tool but hand is required for polarization switching. It is used in broad area of the communications environment, from a telecom distribution room to a local area network closet. Colour coding inner bodies help to identify the fiber channels correctly. Lightem one-piece design is made from precise zirconia A grade ferrules and plastic components which provides extremely fast assembly.

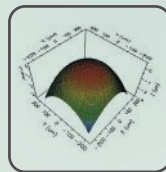
### Features

- Compact, pull-proof design
- Switchable polarity by hand
- 3mm dual fiber cable for saving space
- Low insertion loss and low back reflection
- Colour code for different fiber channels
- High precision alignment

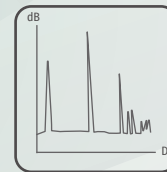
### 100% Lightem Assurance



Connector Surface Inspection




Geometric Inspection




Optical Inspection


### 3-steps to switch



Open the top



Switch the polarity



Close the top

# Specification

Parameters	Fiber Optic Connector:LC/UPC	
	Singlemode (SM)	Multimode (MM)
Cable Type		
Insertion Loss (dB)	<0.3	<0.3
Return Loss (dB)	>50	>30
Operating Wavelength (nm)	1310/1500	850/1300
Body Color	BLUE	AQUA / BEIGE
Cable OD	2mm / 3mm	2mm / 3mm
Exchange Ability (dB)	≤0.2	
Vibration (dB)	≤0.2	
Operating Temperature (°C)	-40-75	
Storage Temperature (°C)	-45-85	

# Product Diagram



### NOTES

- CONNECTOR:  
 1.1 INSERTION LOSS: <0.3DB MAX, RETURN LOSS(SINGLE MODE): ≤-50DB MAX, RETURN LOSS(MULTIMODE): ≤-45DB MAX;  
 TEST METHOD: IEC61753-1 CAT C;  
 1.2 MECHANICAL AND ENVIRONMENTAL REQUIREMENT: GR-1435-CORE;  
 1.2.1 CABLE RETENTION ≥10 (B(45N));  
 1.2.2 MATING DURABILITY: 500 CYCLES;  
 1.2.3 THERMAL CYCLE TEST: TEMPERATURE: -10°C-60°C ;  
 1.2.4 OTHER REQUIREMENTS NOT MENTIONED WILL FULFILL THE REFERENCE STANDARDS OF GR-1435-CORE;  
 1.3 END -FACE GEOMETRY CRITERIA: REQUIREMENTS FOR FERRULE OF LC CONNECTOR SHALL MEET THE REQUIREMENTS AS FOLLOWS(IEC61755)  
 1.4 VISUAL INSPECTION  
 TEST METHOD: IEC61300-3-1 AND IEC61300-3-35  
 REQUIREMENTS:  
 A.NO CRACK, DISTORTION, DAMAGE AND OTHER POTENTIALLY SERVICE AFFECTING DAMAGE TO THE CABLE ASSEMBLY ELEMENTS.  
 B.FERRULE END-FACE CRACKS, CHIPS OR SCRATCHES AT 400X MAGNIFICATION.

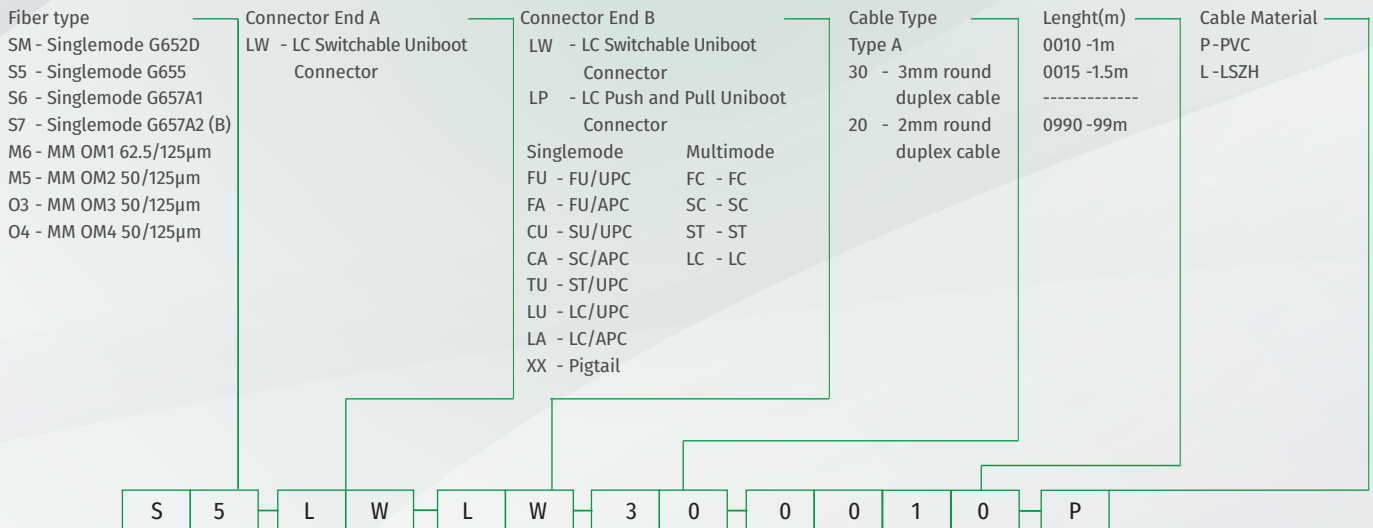
1.5 OTHER REFERENCE STANDARDS : TIA-604-5(FOCIS5);IEC-61754-7;IEEE802.3BA;  
 1.6 TOLERANCE FOR "L"

L ≤ 10m	L <sup>+0.1</sup> m
L > 10m	L <sup>+0.1%</sup> m

2.CABLE  
 2.1 CROSS SECTION



# Ordering Information



\*Ordering code example