



## LEM Series 24 Ports (LEM3) Wall-mount Fiber Enclosure

### Features

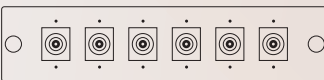
- Two compartments in one box with dual doors, spacious design for splicing, fiber storage and patching
- Compact, Light weight, Ruggedized and Durable Construction
- Aluminum housing with beige coating
- Modular Splice Tray, 6 adaptors per panel for FC/SC/ST/LC adaptors
- Max 24 for SC/ST/FC and 48 ports for LC.
- Single door with lock
- Routing spools for guiding the excess cable
- Rubber grommets sealed for cable entry holes
- Convenient access for installation, maintenance and termination
- Comply with TIA / EIA 568D(2018), Bellcore GR -326 , IEC6 0 8 7 4-10, Telcordia, JIS compliance

### Specifications

Parameter	
No. of Cable Entry Ports	4
No. of Adaptor Plates (Max.)	4
No. of Ports (Max.)	≤ 24
	≤ (48 LC type)
No. of Splice Tray (Max.)	2
Material	Cold Rolled Steel(SPCC)
Color	Beige
Dimension (Height)	355mm
(width)	373mm
(Depth)	82mm
Weight (Net)	4.4kg

### Adaptor Plate

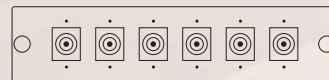
FC Simplex Type



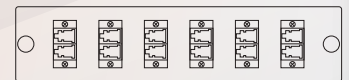
SC Simplex Type



ST Simplex Type



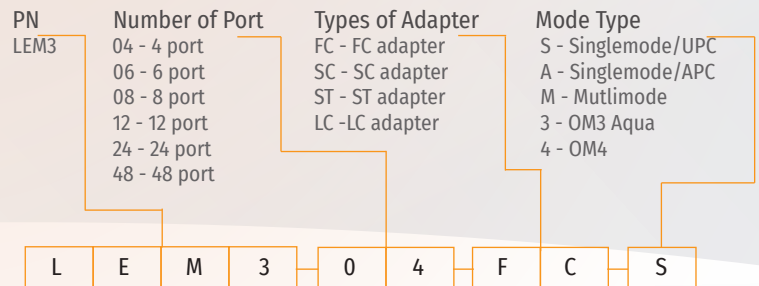
LC Duplex Type



### Product Gallery



### Ordering Information



\*Ordering code example