

## LEM Series 48 Ports (LEM4) Wall-mount Fiber Enclosure



### Features

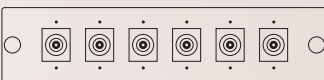
- Two compartments in one box with dual doors, spacious design for splicing, fiber storage and patching
- Compact, Light weight, Ruggedized and Durable Construction
- Aluminum housing with beige coating
- Modular Splice Tray, 6 adaptors per panel for FC/SC/ST/LC adaptors
- Max 48 for SC/ST/FC and 96 ports for LC.
- Single door with lock
- Routing spools for guiding the excess cable
- Rubber grommets sealed for cable entry holes
- Convenient access for installation, maintenance and termination
- Comply with TIA /EIA 568D(2018), Bellcore GR -326 , IEC6 0 8 7 4-10, Telcordia, JIS compliance

### Specifications

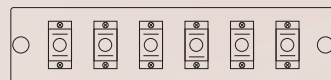
| Parameter                    |                         |
|------------------------------|-------------------------|
| No. of Cable Entry Ports     | 4                       |
| No. of Adaptor Plates (Max.) | 4                       |
| No. of Ports (Max.)          | ≤48                     |
|                              | ≤(96 LC type)           |
| No. of Splice Tray (Max.)    | 4                       |
| Material                     | Cold Rolled Steel(SPCC) |
| Color                        | Beige                   |
| Dimension (Height)           | 355mm                   |
| (width)                      | 375mm                   |
| (Depth)                      | 115mm                   |
| Weight (Net)                 | 4,4kg                   |

### Adaptor Plate

FC Simplex Type



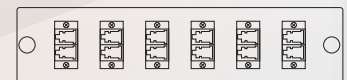
SC Simplex Type



ST Simplex Type



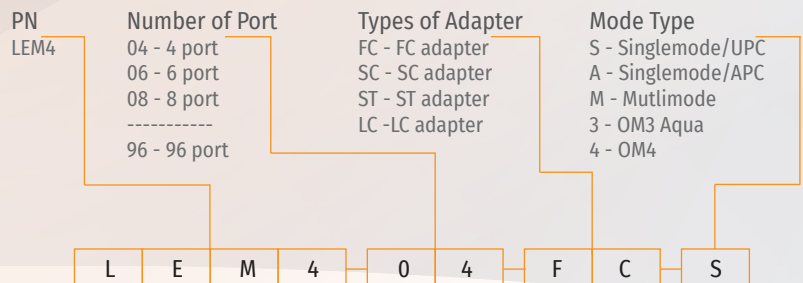
LC Duplex Type



### Product Gallery



### Ordering Information



Ordering code example