



Duplex



Simplex

SC Adaptor

Lightem offers a wide variety of adaptor configuration for meeting almost any application. Patching, attaching the two connectors together in perfect alignment condition, is always the critical part of the network. Couplers, hybrid adaptors, male to female type adaptors or bare fiber adaptor are available.

SC is one of the most popular type fiber interface in the market. Standard simplex and duplex with different colours and materials can be found from Lightem. Quality sleeve is used as the core part at the adaptor for providing a precise alignment. Select the chart to select the most appropriate type for your application.

Features

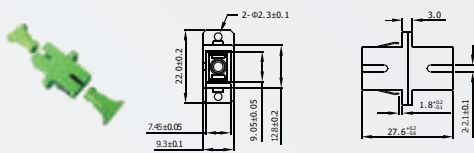
- Premium quality sleeve with precise alignment
- Low insertion loss
- Very broad variety of choices, simplex and duplex with different colours
- Fully in compliance with JIS C5973 F04 type connector specifications.
- Push/pull coupling provides easy operation.
- Snap/latch mounting mechanism.

Specifications

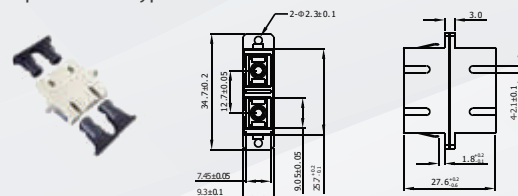
Item	Parameter
Insertion Loss	≤0.2 dB
Durability	0.2 dB Max
Withdrawal Force (g/f)	200 ~ 600
Operating Temperature	-40°C ~ +85°C
Standard	Compliant with JIS C5974, Bellcore GR-326, IEC61754-4, TIA / EIA 568B, IEC60874-10, Telcordia, JIS compliance
Type	Simplex and Duplex

Product Diagrams

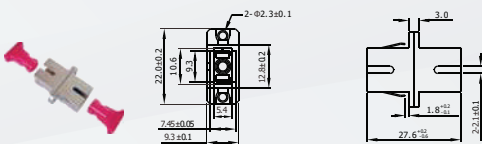
Simplex Plastic Type



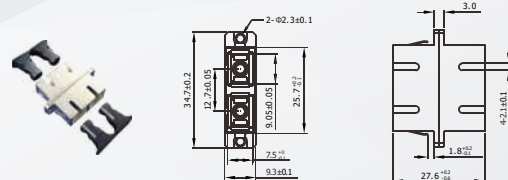
Duplex Plastic Type



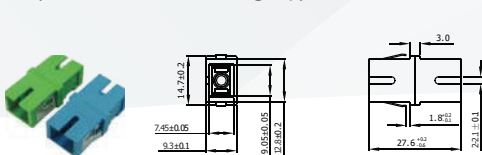
Simplex Metal Type



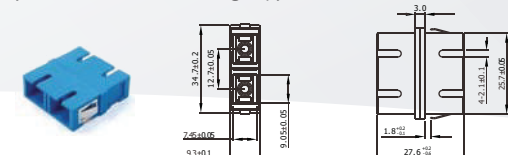
Duplex Metal Type



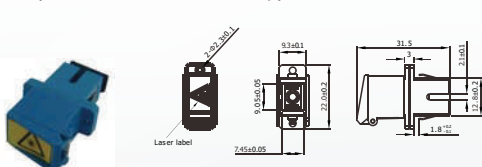
Simplex Plastic Without Flange Type



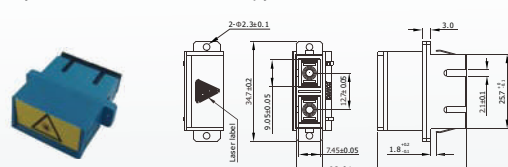
Duplex Plastic Without Flange Type



Simplex Plastic With Shutter Type



Simplex Plastic With Shutter Type



Ordering Information

* Ordering Code Example

